


FRX90V Series



RoHS Compliant & Lead Free

Application: Telecom & wide variety of electronic equipment

Product Features: Low hold current, Solid state, Radial leaded product ideal for up to 90V_{DC}

Operation Current: 0.10A~3.75A

Maximum Voltage: Up to 90V_{DC}

Temperature Range: -40°C to 85°C

Agency Recognition: UL (E211981)

C-UL (E211981)

TÜV (R50004084)

Electrical Characteristics (23°C)

Part Number	Hold Current	Trip Current	Max. Time to Trip	Max. Current	Rated Voltage	Typ. Power	Resistance	
							R _{MIN}	R _{1MAX}
							Ohms	Ohms
FRX010-90F	0.10	0.20	4.0	40	72/90	0.38	2.50	7.50
FRX015-90F	0.15	0.35	10.0	40	72/90	0.70	2.40	7.00
FRX017-90F	0.17	0.34	3.0	40	72/90	0.48	2.00	8.00
FRX020-90F	0.20	0.40	2.2	40	72/90	0.41	1.83	4.40
FRX025-90F	0.25	0.50	2.5	40	72/90	0.45	1.25	3.00
FRX030-90F	0.30	0.60	3.0	40	72/90	0.49	0.88	2.10
FRX035-90F	0.35	0.75	10.0	40	72/90	1.30	0.70	2.50
FRX040-90F	0.40	0.80	3.8	40	72/90	0.56	0.55	1.29
FRX050-90F	0.50	1.00	4.0	40	72/90	0.77	0.50	1.17
FRX055-90F	0.55	1.20	10.0	40	72/90	1.50	0.40	1.50
FRX065-90F	0.65	1.30	5.3	40	72/90	0.88	0.31	0.72
FRX075-90F	0.75	1.50	6.3	40	72/90	0.92	0.25	0.60
FRX090-90F	0.90	1.80	7.2	40	72/90	0.99	0.20	0.47
FRX110-90F	1.10	2.20	8.2	40	72/90	1.50	0.15	0.38
FRX135-90F	1.35	2.70	9.6	40	72/90	1.70	0.12	0.30
FRX160-90F	1.60	3.20	11.4	40	72/90	1.90	0.09	0.22
FRX185-90F	1.85	3.70	12.6	40	72/90	2.10	0.08	0.19
FRX250-90F	2.50	5.00	15.6	40	72/90	2.50	0.05	0.13
FRX300-90F	3.00	6.00	19.8	40	72/90	2.80	0.04	0.10
FRX375-90F	3.75	7.50	24.0	40	72/90	3.20	0.03	0.08

Physical specifications:

Lead material: FRX010-90F~FRX090-90F Tin plated copper, 24 AWG.

FRX110-90F~FRX375-90F Tin plated copper, 20 AWG.

Soldering characteristics: MIL-STD-202, Method 208E.

Insulating coating: Flame retardant epoxy, meets UL 94 V-0 requirement.

Thermal Derating for PPTC Device at Various Ambient Temperatures

TEMPERATURE	-40°C	-20°C	0°C	23°C	30°C	40°C	50°C	60°C	70°C	85°C
DERATING %	158%	138%	119%	100%	90%	81%	70%	60%	50%	36%

FRX90V Product Dimensions (mm)

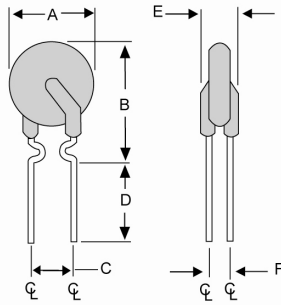


Fig. 1
Lead Size : 24AWG
Φ 0.51 mm Diameter

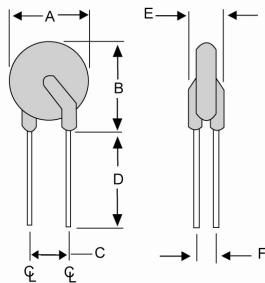
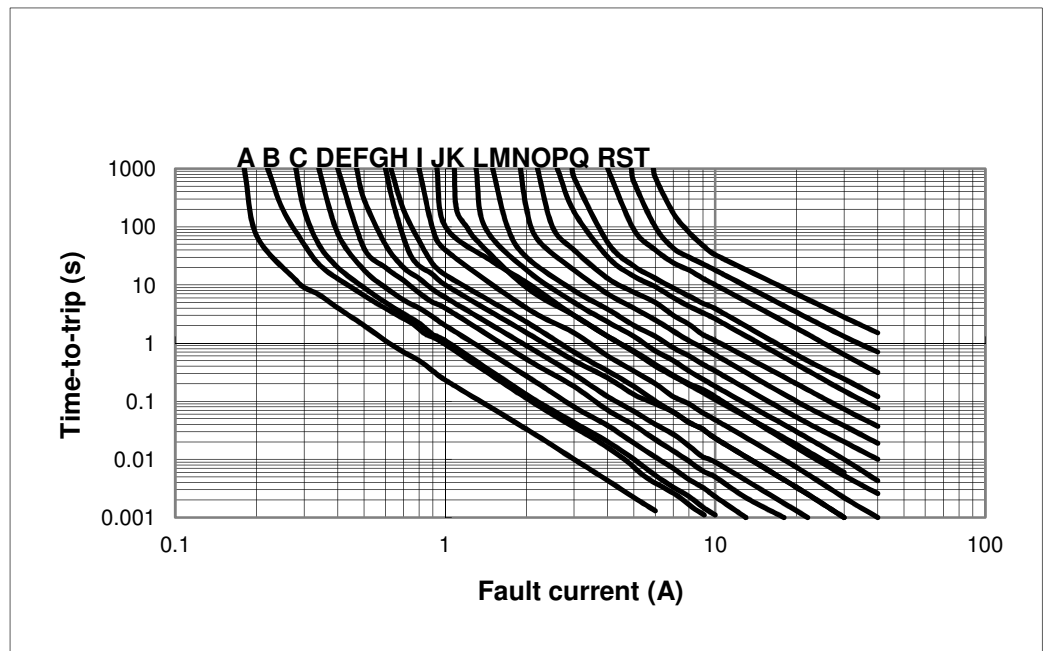


Fig. 2
Lead Size : 20AWG
Φ 0.81 mm Diameter

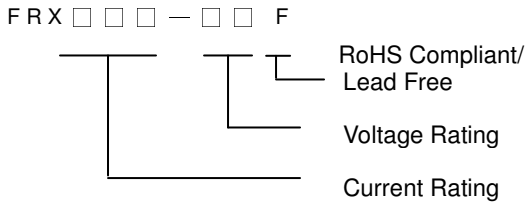
Part Number	Fig	A	B	C	D	E	F
		Max	Max	Typ	Min	Max	Typ
FRX010-90F	1	7.4	12.7	5.1	7.6	3.1	1.1
FRX015-90F	1	7.4	12.7	5.1	7.6	3.1	1.1
FRX017-90F	1	7.4	12.7	5.1	7.6	3.1	1.1
FRX020-90F	1	7.4	12.7	5.1	7.6	3.1	1.1
FRX025-90F	1	7.4	12.7	5.1	7.6	3.1	1.1
FRX030-90F	1	7.4	13.0	5.1	7.6	3.1	1.1
FRX035-90F	1	7.4	12.7	5.1	7.6	3.1	1.1
FRX040-90F	1	7.6	13.5	5.1	7.6	3.1	1.1
FRX050-90F	1	7.9	13.7	5.1	7.6	3.1	1.1
FRX055-90F	1	9.7	14.0	5.1	7.6	3.1	1.1
FRX065-90F	1	9.7	14.5	5.1	7.6	3.1	1.1
FRX075-90F	1	10.4	15.2	5.1	7.6	3.1	1.1
FRX090-90F	1	11.7	15.8	5.1	7.6	3.1	1.1
FRX110-90F	2	13.0	18.0	5.1	7.6	3.1	1.4
FRX135-90F	2	14.5	19.6	5.1	7.6	3.1	1.4
FRX160-90F	2	16.3	21.3	5.1	7.6	3.1	1.4
FRX185-90F	2	17.8	22.9	5.1	7.6	3.1	1.4
FRX250-90F	2	21.3	26.4	10.2	7.6	3.1	1.4
FRX300-90F	2	24.9	30.0	10.2	7.6	3.1	1.4
FRX375-90F	2	28.5	33.5	10.2	7.6	3.1	1.4

Typical Time-To-Trip at 23°C

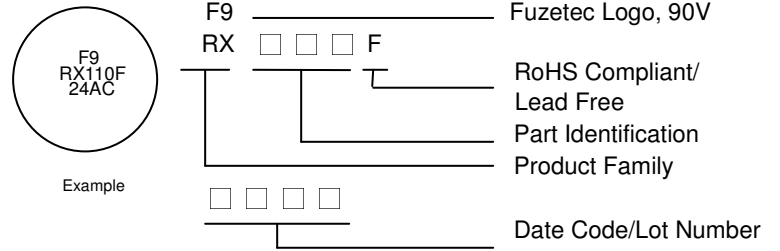
- A = FRX010-90F
- B = FRX015-90F
- C = FRX017-90F
- D = FRX020-90F
- E = FRX025-90F
- F = FRX030-90F
- G = FRX035-90F
- H = FRX040-90F
- I = FRX050-90F
- J = FRX055-90F
- K = FRX065-90F
- L = FRX075-90F
- M = FRX090-90F
- N = FRX110-90F
- O = FRX135-90F
- P = FRX160-90F
- Q = FRX185-90F
- R = FRX250-90F
- S = FRX300-90F
- T = FRX375-90F



Part Numbering System




Part Marking System



Standard Package

FRX010-90F~FRX055-90F	:	500Pcs/Bag, 3.0K Reel/Tape
FRX065-90F~FRX090-90F	:	300Pcs/Bag, 3.0K Reel/Tape
FRX110-90F	:	300Pcs/Bag, 1.5K Reel/Tape
FRX135-90F~FRX185-90F	:	200Pcs/Bag, 1.5K Reel/Tape
FRX250-90F~FRX375-90F	:	100Pcs/Bag, 1.0K Reel/Tape

- Warning:** - Operation beyond the specified maximum ratings or improper use may result in damage and possible electrical arcing and/or flame.
- 
- PPTC device are intended for occasional overcurrent protection. Application for repeated overcurrent condition and/or prolonged trip are not anticipated.
 - Avoid contact of PPTC device with chemical solvent. Prolonged contact will damage the device performance.